


Z-16~40(底鉸)



品番	(AΦ)	×	(BΦ)	×	(H)	(材質/仕様)
Z-21	9	×	4	×	6	真鍮/カシメ
Z-22	7	×	4	×	6	真鍮/カシメ
Z-23	9	×	6	×	7	真鍮/カシメ
Z-24	10	×	8	×	7	亜鉛/カシメ
Z-38	12	×	7	×	5.3	真鍮/カシメ
Z-16-9S(ﾌﾟﾗ底鉸)	16	×	9	×	8	ﾌﾟﾗ/カシメ
Z-16-9L(ﾌﾟﾗ底鉸)	18	×	12	×	10	ﾌﾟﾗ/カシメ
Z-40-9-2	9	×	9	×	2	真鍮/カシメ
Z-40-9-3	9	×	9	×	3	真鍮/カシメ
Z-40-10-2	10	×	10	×	2	真鍮/カシメ
Z-40-10-3	10	×	10	×	3	真鍮/カシメ



Size/mm



Z-21



Z-22



Z-23



Z-24



Z-38



Z-16-9S



Z-16-9L



Z-40-9-2



Z-40-9-3



Z-40-10-2




Z-40-10-3

Z-10~14(底鉸)



品番	(AΦ)	×	(BΦ)	×	(H)	(材質/仕様)
Z-10-14(段底鉸)	14	×	-	×	5	鉄/割り足
Z-10-15(段底鉸)	15	×	-	×	6	鉄/割り足
Z-10-21(段底鉸)	22	×	-	×	7	鉄/割り足
Z-12-5(NO.2角鉸)	5	×	-	×	2	真鍮/割り足
Z-12-8(NO.2.5角鉸)	8	×	-	×	3	真鍮/割り足
Z-12-10(NO.3角鉸)	10	×	-	×	4	真鍮/割り足
Z-12-12(NO.4角鉸)	12	×	-	×	5	真鍮/割り足
Z-12-15(NO.5角鉸)	15	×	-	×	6	真鍮/割り足
Z-14-13	13	×	8	×	9	亜鉛/カシメ
Z-14-18	18	×	10	×	12	亜鉛/カシメ



Size/mm



Z-10-14 (段底鉸)



Z-10-15 (段底鉸)



Z-10-21 (段底鉸)



Z-12-5 (NO.2角鉸)



Z-12-8 (NO.2.5角鉸)




Z-12-10 (NO.3角鉸)



Z-12-12 (NO.4角鉸)



Z-12-15 (NO.5角鉸)



Z-14-13




Z-14-18

Z-2~9(底鉾)



品番	(AΦ)	×	(BΦ)	×	(H)	(材質/仕様)
Z-2(ゴム足)	15	×	13	×	11	ゴム
Z-4-1(ゴム足)	20	×	16	×	11	ゴム
Z-4-2(ゴム足)	19	×	16	×	8	ゴム
Z-6(ゴム足)	26	×	25	×	10	ゴム
Z-9(目玉底鉾)	18	×	18	×	6	鉄

Size/mm



Z-2(ゴム足)



Z-4-1(ゴム足)









Z-4-2(ゴム足)



Z-6(ゴム足)



Z-9(目玉底鉾)




Z-G0012(底鉸)



品番	(AΦ)	×	(BΦ)	×	(H)	(材質/仕様)
Z-G0012-10	10	×	8	×	8	真鍮/衽
Z-G0012-12	12	×	9	×	10	真鍮/衽

Size/mm



Z-G0012-10



Z-G0012-12

